

Coding: TLBP001
 Revision: 04
 Approved: 30.06.2022

Technical Leaflet

Transport and Handling Instructions EGGER OSB and EGGER DHF



Transport and handling information

The following transport and handling recommendations apply to all EGGER OSB panel types (EGGER OSB straight edge, EGGER OSB tongue and groove, EGGER Roofing Board, EGGER Ergo Board, EGGER HDX, EGGER OS'Brace, EGGER OS'Floor) and EGGER DHF boards.

They are designed to help you to avoid product damage during transportation or getting injured while handling.

Truck selection

Choose trucks or vans equipped with anchor hooks on the side, and make sure that trailer's floor is flat, clean, dry and anti-slip. In order to avoid negative humidity impact on the products, is highly recommended to use trucks provided with a closed tarpaulin, without perforations. If this is not possible, use waterproof foil cover to protect the goods during transportation. EGGER OSB and EGGER DHF boards should never be transported in open trucks trailers on long distances, in bad weather conditions (rain, snow, strong wind blow).

Truck loading and goods securing recommendations

Distribute the load evenly inside trailer during loading. Secure the load against slipping and falling during transport, by using suitable fastening systems (tension belts, tensioning straps, etc.), as illustrated (Image 1). The anchoring belts must comply with standard EN 12195-2, meaning that should be able to carry a tension-load STF ≥ 500 daN, and have a stretching factor $\leq 5\%$ (Image 2). The strap clutches with long lever, able to carry a maximum load (SHF) of 50 daN are most suitable. The driver should pay special care while stretching, not to exceed the SHF limit.



(Image 1)



(Image 2)

Avoid open spaces between stacks, to prevent stacks movement inside the trailer, during transportation. If certain open spaces must be provided by any reason, fill-in tightly those spaces with wood pallets and use extra cross-braced anchoring belts (Image).



(Image 3a)




(Image 3b)

Forklift handling recommendations


When handling OSB / DHF pallet stacks by forklift during warehousing or truck loading operations, please make sure the total weight of handled goods do not exceed the maximum lifting capacity of the forklift. The gross-weight of a standard wide board format OSB / DHF pack (2,500 x 1,250 mm / 2,440 x 1,220 mm) is about 2 tons, while a narrow board format OSB / DHF bundle (2,500 x 675 mm / 2,800 x 600 mm / 2,400 x 600 mm) weighs approximately 1 ton.

When two wide board format OSB DHF / pallets laid side-by-side are intended to be handled together, the forklift driver has to make sure that the forks are at least 2,600 mm long (Image 4), to safely lift and transport the load.

Also, the forklift driver has to make sure that the total load does not exceed the lifting capacity of the forklift, to avoid overthrowing (Image 5).



(Image 4)

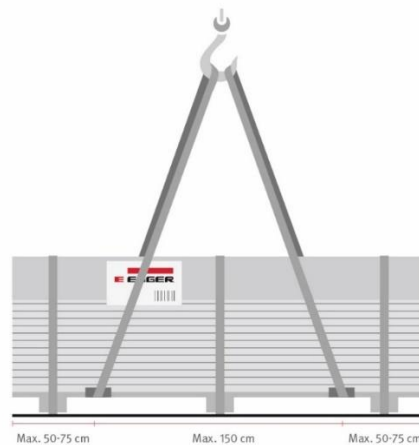


(Image 5)

Crane pallet lifting on job-site

For a safe and damage free crane delivery of OSB / DHF bundles from ground to the roof level of a building under construction, the following recommendations must be observed and respected:

- Always wear safety helmet when on the jobsite and never place yourself under the load
- Make sure that crane hook is equipped with a functional self-locking system
- Secure each pallet with a pair of identical lashing belts, provided with factory made hooks at both ends. The minimum length of the belts must be decided so that it allows for safe lifting of each individual pack or pallet-stack
- Always use single piece lashing belt of sufficient length, to avoid the need of extension. Never extend the length of a lashing belt with additional belt!
- Always use certified lashing belts, having visible label with maximum loading capacity
- Inspect carefully each lashing belt before use and make sure that is in perfect condition, not to endanger the load lifting
- Before using, please make sure that total weight of the lifting goods (bundle/stack) do not exceed the tensioning capacity indicated by lashing belt's manufacturer
- Each lashing belt should be positioned at maximum 50 - 75 cm from pallet's corner, so that distance between lifting belts be around 1,5 m (Image 6)
- When using metal cables instead of lashing belts for crane pallet handling, please take special measures to prevent boards edge crushing while lifting.



(Image 6)

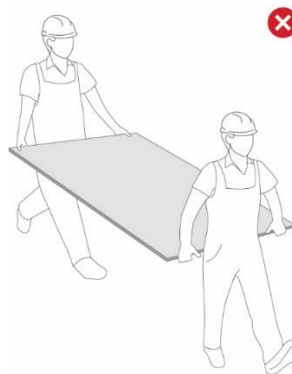
Manual handling instructions

The following general recommendations for manual product handling must be observed and respected:

- Always wear protective gloves to avoid injuries, when loading, unloading and handling manually individual panels.
- Cut and remove carefully the metal / PET strapping bands from the stack after dispatch on job-site, using preferably metal sheet scissors or a cutter. Always wear protective glasses during strapping bands cutting, to avoid eyes injury.
- Always carry the boards edgewise (Image 7), never horizontal (Image 8).

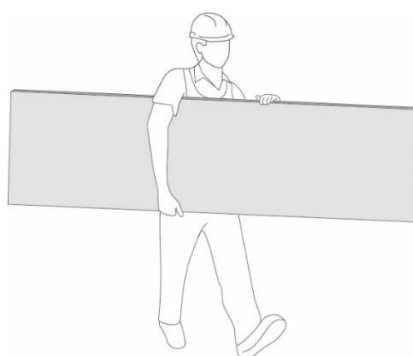


(Image 7)



(Image 8)

- Handling wide OSB / DHF board formats (2,500 / 2,650 / 2,800 / 3,000 x 1,250 mm / 2,440 x 1,220 mm) alone is forbidden. This should always be done by two people.
- Same applies to narrow OSB tongue and groove and narrow DHF format boards (2,500 x 675) with thickness 22 / 25 mm, whose weight exceeds the handling limit value for single person (20 kg).
- Instead, EGGER Roofing Boards (2,400 x 600 / 2,800 x 600) and EGGER Ergo Boards could be handled by single person (“one-man panels lift”) (Image 9).



(Image 9) Avoid dropping the panels on corners or edges, to prevent damage.

General note

Failure to comply with any of the recommendations explicitly described in this guideline will exempt EGGER from any liability or claim resulted from product damage or people injury.

Quality Characteristics / Technical Data of EGGER OSB and EGGER DHF products per type and thickness range are available in the corresponding Declaration of Performance available on www.egger.com.

Further information on Storage are available in the “Storage Instructions for EGGER OSB and EGGER DHF”.

Further information on Packaging are available in the “Packaging Guideline for EGGER OSB and EGGER DHF”.

Further information on Acclimatization, Processing and Fastening are available in the “Processing Guideline for EGGER OSB and EGGER DHF”.

Additional documents

Declarations of Performance EGGER OSB, Declaration of Performance EGGER DHF, Storage Instructions for EGGER OSB and EGGER DHF, Packaging Guideline for EGGER OSB and EGGER DHF, Processing Guideline for EGGER OSB and EGGER DHF



Provisional note:

These transport and handling instructions have been carefully drawn up to the best of our knowledge. The information provided is based on practical experience, in-house testing and reflects our current level of knowledge. It is intended for information only and does not constitute a guarantee in terms of product properties or its suitability for specific applications. We accept no liability for any mistakes, errors in standards, or printing errors. In addition, technical modifications may result from the continuous further development of EGGER OSB and EGGER DHF product range, as well as from changes to standards and public law documents. The contents of this guideline should therefore not be considered as instructions for use or as legally binding. Our General Terms and Conditions apply.

