

TECHNICAL DATA SHEET

EURODEKOR STORAGE AND TRANSPORT GUIDELINES

Material description:

Decorative, melamine faced wood-based material. Support panel configuration with a choice of EUROSPAN chipboards, EGGER MDF or EGGER OSB Combiline.



Melamine faced boards according to EN 14322

The melamine faced boards EURODEKOR are suitable for use indoors and comply with EN 14322. The exact area of application as well as hazard classes depends on the support panel used.

The information that follows applies equally to all types of Eurodekor boards. Observing this information is essential for the proper application of the boards and in order to achieve satisfactory results.


STORAGE

Horizontal storage/stacking

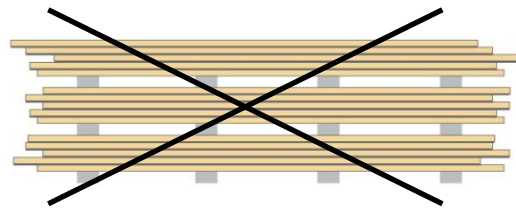
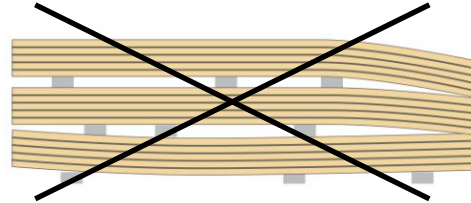
- Stacking should take place on load-bearing and flat ground.
- Joists should have a uniform thickness and their length should correspond to the width of the board stack.
- The distance between the foundation joists depends on the thickness of the boards.
 - Board thickness ≥ 15 mm: The distance must be of at least 800 mm. In any case, at least 4 joists should be used for half-format boards (l=2800mm).
 - Board thickness < 15 mm: The distance should be smaller than 800mm. The rule of thumb is "Distance = 50 * board thickness (m)"
- In order to protect the board surface, the decor sides of two boards must always face each other, and/or cover boards must be used. (Image: 1)
- Ensure sufficient edge protections if board stacks are to be fastened subsequently with steel or plastic bands. This can be achieved with the help of special paperboard or by using protection boards
- In the case of several stacks stored on top of each other, the joists must be placed in a vertical line underneath each other (Image:2).
- Protruding boards in same-format stacks must be avoided (Image: 2).



Right!



Wrong!



(Image: 2)


Vertical storage

- Vertical storage should only take place with a very small number of EURODEKOR boards, horizontal storage should always be preferred to the vertical one.
- Safe fastening of EURODEKOR boards is particularly important in the case of vertical storage.
- Sufficient fastening can be achieved with closed storage locations, stacks, or shelves.
- The storage surface should not exceed a width of 500mm.
- If open storage locations are used, the contact surface should have a minimum slope of approximately 10° (Image: 3).
- In addition, only same-format EURODEKOR boards should be stored in open storage locations.

Right!




Wrong!



(Image: 3)

HANDLING AND TRANSPORT

1. Avoid negative humidity impact during transport (e.g., no direct weather exposure, by using cover film or a closed truck tarpaulin).
2. During transport, the load should be secured against slipping and falling by using suitable fastening systems (tension belts, tensioning straps, etc.).
3. Anti-slip mats should be used in order to prevent the load from slipping.
4. When large boards are transported manually, they should be carried edgewise, in order to avoid significant bowing. Using board carriers is recommended. In addition, protection gloves and safety shoes should be used in order to prevent injury.
5. Pushing should be avoided or it should only take place on special textile surfaces.
6. The boards should be lifted so shifting the decorative sides against each other or pulling them across each other must be avoided (Image 4).



(Image: 4)

GENERAL NOTES

- EURODEKOR melamine faced boards made of wood-based material should be stored and processed in a closed storage/workshop space with stable climate ($T \geq 10^{\circ}\text{C}$ at approx. 50-60% relative air humidity).
- Storage and processing conditions should correspond to the climate of later use.
- In order to ensure optimal flat storage, it is necessary to avoid the following negative impact on the product during transport, storage, and processing:
 - Storage in the immediate proximity of heating devices or other sources of heat
 - Direct exposure to heat and sunlight (outdoor UV light)
 - Unequal air-conditioning with increased air humidity.
- Individual boards, as well as the stack's top and bottom boards react faster to changing environmental influences (climate) than boards inside the stacks.
- Prior to installation, Eurodekor boards should be conditioned for an adequate period of time in the respective rooms under the subsequent conditions of use

Provisional note:

This technical data sheet has been carefully drawn up to the best of our knowledge. We accept no liability for any mistakes, errors in standards or printing errors. In addition, technical modifications may result from the continuous development of EGGER EURODEKOR®, as well as from changes to standards and public law documents. The contents of this technical leaflet should therefore not be considered as instructions for use or as legally binding.