

Egger HOME Flooring - Checklist for the DIY-er

Have you got everything?

Nothing is more annoying when you're in the middle of your work than finding out that you've forgotten something and need to stop. That's why we've put together a checklist for everything you need for the quick and successful installation of your floor.

Preparation

- ✓ Measure the floor surface with precision
- ✓ Calculate the quantity of flooring needed and add 5 to 10 percent for wastage
- ✓ Measure the length of the wall sections where skirting boards are needed
- ✓ Determine the type of flooring
- ✓ Select decor
- ✓ Prepare subfloor (it must be clean, dry, even and able to provide a supporting surface)

Tools

- ✓ Foot rule or measuring tape
- ✓ Boning rod
- ✓ Hand square
- ✓ Adhesive tape
- ✓ Spirit level
- ✓ Keyhole saw or circular saw / laminate cutter
- ✓ Cutter or knife
- ✓ Wall spacer



Accessories

- ✓ Vapour barrier
- ✓ Impact sound insulation
- ✓ Skirting boards
- ✓ Corner elements and connectors for skirtings
- ✓ Flooring profiles (transition, adjustment, and end profiles)
- ✓ Clips, rails, or nails to fasten the profiles and skirtings

Egger HOME Flooring - Checklist for the DIY-er

Systematic well-being.

Everything from a single source: From the skirting boards to the floor cleaning product – the EGGER accessories range is perfectly coordinated and significantly facilitates installation!


Underlays




Silenzio Duo



Silenzio Easy



Aqua+ Aluflex




Aqua+ Alutape



Aqua+ Clic Sealer

Aqua+ accessories

Floor profiles



Aluminium floor profiles



HDF floor profiles

General accessories



Repair set
Decor Mix & Fill



Clean-it floor cleaner

Skirting boards



Harmonious presentation: Skirting boards in white or in the decor colour with matching corner elements complete the general appearance. To ensure the easy mounting of the flooring skirtings, it's best you use our fastening clips Clipstar.

www.egger.com

EGGER Holzwerkstoffe Wismar
GmbH & Co. KG
Am Haffeld 1
23970 Wismar
Germany
T +49 3841 301-0
F +49 3841 301-20222